

Rumpled Quilt Skins

CLASS SCHEDULE



January to April 2025

Open House

Saturday, January 4th, 9:00 - 4:00

Sunday, January 5th, 12:00 - 4:00

20% off all in-stock product

New Classes!

New Projects!

New Kits!

Argyle Rocks

Thurs. Feb. 20, 9:30 – 12:30 \$27.00

We give this pattern the “Best Use of Your Stash” award! So basic, it’s for anyone after Grade 1. So unique – it can be simple, or spell-binding with the placement of blocks. So economical – you can dip into your stash and put together fabrics that you can’t use anywhere else. So easy – just a half square triangle and a nine patch and that’s it! Pattern required. Grade 1 is a prerequisite.



Autumn House Machine Appliqué

Sat. Mar. 1, 9:30 – 12:30 \$27.00

There’s that “A” word again. Appliqué is a technique that we are especially fond of. We love how the design becomes more dimensional with the addition of decorative stitches, metallic thread, twin needles, and embellishments. It’s always a safe choice to do a larger project that has gentle curves and straight lines and this one certainly fits the bill. Take the plunge and hone your skills under the watchful eye of our instructor as she guides you to using more of the benefits of your sewing machine. Pattern required. Kits available.



Bambi 2025 – Frosted Flowers

Sat. Jan. 25, Feb. 22, Apr. 5, 26, 9:30 – 10:15


Bambi (Block-A-Month-Bright-Ideas) has been a staple class for 21 years. In 2025, we offer a new quilt that runs the gamut of new blocks and updated techniques. The fabric choice is yours. Classes are a 45 minute lecture – you do not sew in class. Frosted Flowers has twenty-five 16” x 16” blocks that build a quilt 100” x 100”. This year’s catch phrase is “Precisely!” and you’ll soon see why~! If you are newer to quilting and have finished Grade 1, this is a perfect next step in your quilting voyage. Pattern and fabric purchase required.



Cabaret Paper Pieced Quilt

Sat. Jan. 25, Feb. 22, Mar. 22, Apr. 26 11:00 – 2:00 \$108.00

Our choice for this year’s major paper pieced project was a quick decision! Charmed by the movement of the blocks in Cabaret and delighted by the colour scheme, we are pleased to bring you another Quiltworx extravagant quilt! The benefit of repeated segments is that you can concentrate on the sub-blocks in small chunks and celebrate your achievements along the way! Grade 7 Beginner Paper Piecing is a prerequisite. Pattern required.



Cardinals' Chattering

Sat. Apr. 5, 1:00 – 4:00 \$27.00

Ever wish there were more cardinals around? Now you can see them everyday with this delightful appliqué from Crane Design. Large pieces and simple stitching can allow the fabrics to shine in this
Finished size: 15 ½" x 18". Pattern required. Kits available.



Essential Quilting Foundation Skills

Tues. Jan. 14, 1:00 – 4:00 \$27.00

There is so much free information out there for you to teach yourself to quilt, but we believe in the power of feedback. Learn from scratch how to handle your fabric, the right way to cut, sew, press and sew scant ¼" seams. Incorporate that knowledge to create half square triangles, rail fences and nine patches. The beauty of this is the encouraging guidance you receive, as you make samples of each step of the way. This is not a project class – nothing to finish when you get home, just a wealth of knowledge for what you are doing right, and what you could do to become better. Pattern required. Kits available.



EV1 Aveneer Retreat

Thurs. Mar. 27 – 30 during store hours

We are so looking forward to uncrating our BrotherAveneers when they arrive! To hasten the learning aspect, we are celebrating this new top-of-the-line with a four day retreat for you to bond with your new machine, have some special instruction on it, and explore it at your leisure. This is a closed class, for those who have purchased their EV1s from us. We can hardly wait!



Faith, Hope and Charity Group

Wednesdays as in the calendar 9:00 – 4:00

Our Faith, Hope and Charity ladies are a testament to what can be accomplished when you are surrounded by a caring community of skilled and determined quilters. Mindful of those who are in need, they are continually looking to provide heartwarming thoughtfulness in the form of lap quilts, gift bags, premie wraps, and quirky projects designed to bring a smile.



Rumpled Quilt Skins January to April 2025

Classes

Finishing School \$15.00 per day
Thursdays+ as indicated in the calendar

“Piece and quiet” are the key words to this non-instructed class. Bring whatever you like to sew on, and use the classroom and the time to eliminate the distractions you may have at home. Put our classroom to good use - our Finishing School “graduates” accomplish so much and inspire us all to get to the finish line!



Floral Spray Stained Glass
Sat. Jan. 11, 9:30 – 12:30 \$27.00

The art of stained glass transfers nicely to the quilting world with the use of fusible bias tape, gentle designs, and tightly woven batiks. This allows you to be flexible in your designing and colour choices, and enables you to get it done quickly. Its smallness makes it the perfect sample size for a spring nook or a welcoming door. Pattern required. Kits available.



Flying Home Free Motion Place Mats
Mon. Mar. 17, 1:00 – 4:00 \$27.00

Now that you've experienced Free Motion quilting in many aspects, take on these adorable place mats as an example of what you have learned. A small project, these are easy to manipulate and will be comfortable to quilt. Triangles and squares are basic shapes to fill and you can experiment with so many as you complete these. This is a good opportunity for you to stay in touch with your previously learned free motion skills. Pattern required. Kits available. Finished size; 12" x 18".



Frostbite Farm
Tues. Apr. 8, 15, 9:30 - 12:30 \$54.00


Ready for a challenge? This design by Crane Design has been digitized, but is too large for the embroidery hoop, so get ready for the ride of your life! We'll start by appliquéing the background, then place six separate designs in the right position on the background using the tools of your embroidery machine – Design positioning, the camera, the projector, and the snowman stickers! Woo! Hoo! So glad to be reviewing these! Finished size: 14" x 23 1/2". Pattern required. Digitized designs available. Kits available.



Grade 1 Beginner Quilting

Tues. Jan. 21, Feb. 4, 11, 18 1:00 – 4:00 \$108.00

Quilting is a serious business. It requires adequate tools, concentration, and determination to do it right. It is further benefitted with a knowledgeable instructor who can offer specific tips to help you get better points, blocks that square to the right size, and quilts that lie flat. Join us to continue your journey as you accumulate the skills and knowledge that will make you a proficient quilter. Essential quilting Foundation Skills is a prerequisite. Patterns required. Kits available.



Grade 3 Beginner Appliqué

Thurs. Feb. 13, 20, 1:00 – 4:00 \$54.00

There are few sewing skills as fulfilling as knowing how to appliqué properly and being armed with a plethora of stitches and embellishments. Starting with analyzing the pattern, preparing the fabric, and building the base design is taught in the first class. The second class is all about stepping on the gas! Having the knowledge of the fine details of which needles and threads to use, how to choose the right stitch for the right place, how to manipulate the size of the stitch, how to pivot properly, how to do stitch-building are all available to you in this elementary class. This class is a prerequisite to all other appliqué classes. Pattern required.



Grade 7 Beginner Paper Piecing

Sat. Jan. 11, 18 1:00 – 4:00 \$54.00

The precision achieved with paper piecing makes the knowledge you acquire so worth it! In this primary class you will learn the quirky steps to paper piecing in order to learn the sought-after skill of perfect points~ Sewing on lines printed on paper is relaxing and consistently perfect. Pattern required. Kits available.



Grade 9 Beginner Free Motion Quilting


Mon. Jan. 20, 1:00 – 4:00 \$27.00

Learning the art of free motion quilting is the first step in taking ownership of your quilt! Starting with no knowledge is perfect as you accumulate skills and a plethora of techniques for stabilizing and filling each specific area in your sampler table runner. This is a manageable size which allows you to try out various types of free motion movements, and enables you to get it done. Learn how to do circles, leaves, loops, and straight line fills. Book required.



Grade 10 Free motion Quilt Topper
 Mon. Feb. 3, 1:00 – 4:00 \$27.00

Put your free motion skills to a further test with these multi-shaped blocks. Learn how to decide which free motion elements to put in a triangle, a square, a sashing, or a rectangle. Learn more about needles, contrasting and blending thread and fabric values, and gain confidence in your skills. This project is slightly larger than Grade 9, which is a prerequisite for this class.



Grade 12 Free Motion Ruler Work
 Mon. Feb. 24, Mar. 3, 1:00 – 4:00 \$54.00

Choosing the fabrics, selecting the pattern and constructing the top are all typical steps of making a quilt. The final art of quilting through the layers adds an embossing that brings it all to life. With so many choices to make for how to quilt your project, it is always an easy pick to use a ruler foot and a free-motion ruler to create straight lines, perfectly positioned across the blocks, down the sashing and out to the borders. Create your own journal on fabric of varying quilting methods for how to fill the shapes in the blocks. This bed runner project will morph into a sampler of so many ideas for your ruler work. Book required.




Hollyville Manor Machine Embroidery
 Fri. Feb. 14, 9:30 – 11:00 and Fri. Feb. 28 9:30 – 2:30 \$60.00

The digitized version of Crane Designs' Hollyville Manor has received some good reviews and we're pleased to offer this extended class to walk you through all the aspects of the project. From prepping the fabric, to cutting the shapes in the cutting machine, to preparing the background and to the placement of each design in its correct position, you'll be guided along each step with significant hints and tips on how to ensure perfect results. This is the perfect class if you have had some experience with your Scan n Cut. Pattern required. Designs required. Kits available.



Miss Lea's Chalkboard Challenge \$50.00 each class
 Fri. Jan. 17 – PR Multi Needle machines – See what they're all about!
 Fri. Feb. 21 – My Design Center – What can it do? How can you get the most of it?
 Fri. March 28 – EV1 Aveneer Tricks you should know
 Fri. Apr. 25 – Magnetic Hoop Edge to Edge Quilting

Are you hooped? This special class is for those who have purchased their Brother embroidery machines from us. Join Lea in this monthly class to get off to a roaring start as we study and practice what we learn! Delve into the many ways we can create our own unique designs with the distinctive features built into your machine. Don't miss out – register early!



Rope Bowls Revisited

Sat. Apr. 12, 9:30 – 12:30 \$27.00

We've done a lot of rope bowls over the past few years, and would like to help you experience each technique to its fullest. Come for a refresher, or start from scratch to make one of the many versions of rope bowls.



Simple Sampler Borders Class

Fri. Feb. 14, 12:00 – 4:00 \$36.00

One of the most intricate and skill-testing quilts we have done, "Simple Sampler" is not that simple! But then, we love how the appliqués stretch their leaves and flowers out to the edges of the blocks, and how the border winds its way around the quilt sprinkling sprouts and flowers in its wake. This can be a discouraging challenge without all the backing of an experienced instructor and the right tools. Our version of Simple Sampler has been digitized, and cut in the Scan N Cut and we are confidently prepared to help you have perfectly pleasing results. Book purchase required.



Sheep Creek Weavers

Mon. Feb. 24, Mar. 24, Apr. 28, 9:30 – 12:30

If you would like to become a member of the Sheep Creek Weavers, please contact the store.

403-938-6269



Sling Along Tote

Fri. Mar. 21, 9:30 -12:30 \$27.00


Bags, totes, purses, and sacks... we love them all! This Sling Along has been especially popular because of its economical size and versatility. It's perfect for a day out with a friend, for a child to take to a sleep over, or for handy access at a wheel chair. Of course, the fabric choices are endless... one for fall is perfect, but a glitzy one to take to dance classes, or on a day hike would be so fun! Pattern required. Some bag experience is helpful. Prep work is essential.



Tree Farm Appliqué

Fri. Mar. 7, 9:30 - 12:30 \$27.00

Working with appliqué designs is so rewarding when using wool felt, flannel and cotton fabrics. The simplicity of this design lets you explore your machine's stitches and add a decorative stitch here and there, or a primitive blanket stitch in just the right areas. Learn the importance of pivoting at the right time, and moving your fabric only when you have stopped sewing. Grade 3 Beginner Appliqué is a prerequisite. Finished Size: 19" x 19". Pattern required. Kits available.



Twisted Log Cabin Paper Piecing

Sat. Mar. 1, 8. 1:00 – 4:00 \$54.00

If you've got the paper piecing bug, this will help cure your cravings. A perennial favourite with locals and visitors alike. Grade 7 Beginner Paper Piecing is a prerequisite. Pattern required. Kits available.



With Thy Needle Bird

Fri. Jan. 31, 9:30 – 12:30 \$27.00

Simply adorable, simple to sew, quick to finish, easy to display! It's a trifecta plus one! If you are new to your Scan n Cut, this is a good starter. If you prefer traditional tracing, that works, too! This is a sweet little gift for a fellow sewer or a grandchild new to sewing. Grade 3 is a prerequisite. Pattern required. Kits available.



Victoria's Quilts

Tues. Jan. 28, Feb. 25, Mar. 25, Apr. 29, 9:00 – 3:00

Victoria's Quilts Canada (VQC) provides handmade quilts to people living with cancer in Canada. By providing these quilts, they hope to bring comfort to those dealing with cancer and let them know that they are not alone. The Okotoks Branch of Victoria's Quilts Canada was established at Rumpled Quilt Skins in 2003. They currently have over 60 members and have Friends Groups associated with it. The members of this Branch make nearly 300 quilts a year for delivery to communities south of Calgary as well as Manitoba. If you're a skilled quilter who wants to help, please contact us.

