



Blending Colors  
Weaving Memories

Sapphire™ | line





# Do what you love (sew!) with those you love!

“One large quilt. Three fantastic pillows. Terrific table runners. Personalized cup holders (six, to be exact). And, even a super star tee for the youngest.

Our annual Sewing Get-Together, where all the women in our family meet for a fun-filled weekend of sewing, was a huge success! No wonder it's one of our most cherished traditions. Doing what you love, surrounded by those you love... is there anything better in life?

We are quite an ambitious group of sewers and want to turn so many of our dreams and ideas into reality! This year (and for many more to come) we were set up for success with our newest family members, the HUSQVARNA VIKING® SAPPHERE™ sewing machines. A special thanks to the multitude of time-saving features that allowed us to create so much beauty in so little time.

After our joyful sewing weekend, we all went home much richer from the time spent creating memories with our most treasured hobby. From 15 to 75 years-old, we are all proud to be the Anderson Family of HUSQVARNA VIKING® sewers!”



## Sapphire™ | line

### USER-FRIENDLY INNOVATION

- The vibrant Interactive Color Touch Screen\* helps you navigate easily through various sewing and programming screens. Such a rare gem to find a screen of this caliber within this price range.
- Use the first in the industry, patented Dimensional Stitches\* to add appliqué fabric for exceptional decorative results.
- Your straight stitches will be better than ever before when using the Straight Stitch Plate with Sensor technology\*.
- Free-motion sewing can be done with any stitch.

### CLEVER CONVENIENCE

- The EXCLUSIVE SENSOR SYSTEM™ technology automatically and continuously senses any thickness of fabric for perfect fabric feed.
- The Exclusive SEWING ADVISOR™ feature instantly sets everything for you.
- The automatic thread cutter cuts the threads with one touch.
- For all stitches and techniques, the best thread tension is set automatically.

### EXCEPTIONAL CAPABILITY

- Side-motion sewing\* creates wider and more beautiful stitches.
- Large area to the right of the needle ensures wonderful sewing ease.
- Hundreds of 7mm stitches, specialty stitches and up to five font styles.



\* SAPPHERE™ 965Q model



**VIBRANT COLORS – ALWAYS!**

Your SAPPHIRE™ 965Q sewing machine features a high resolution Interactive Color Touch Screen that is easy to use. Simply use your stylus to activate any function, any stitch, and any information with a touch! The high-contrast colors on the screen make it easy to find your way when navigating through various screens for sewing and programming.

The SAPPHIRE™ 930 sewing machine features a GraphicDisplay. Touch the selection buttons on the touch panel or step through stitches with the navigation arrows.

**TAKE SOME ADVICE FROM YOUR SEWING MACHINE!**


Simply enter the type of fabric and the sewing technique and the Exclusive SEWING ADVISOR™ feature instantly sets the machine for you. It selects the best stitch, stitch width, stitch length, sewing speed and thread tension. It will also recommend the presser foot, needle type and size. With the Exclusive SEWING ADVISOR™ feature, it's like sewing with a pair of helping hands!

**NO NEED TO SET THE THREAD TENSION**

Whatever stitch and fabric you choose, the best thread tension is set automatically. Just as easy, you can change the setting for special needs.



The Automatic Thread Cutter cuts the threads and pulls thread ends to the underside of your fabric.



Hundreds of stitches to choose from!




Action Shot!

**EXCLUSIVE SENSOR SYSTEM™**

With a tap on the foot control or the touch of a button, the presser foot automatically lowers and raises. The sensor foot pressure automatically adjusts for any fabric thickness – resulting in a perfect even-feed of any fabric. There is even an extra lift position for maximum space to slide thick sewing projects, like quilts, under the foot easily. The Sensor Foot Pivot senses the fabric thickness for instant pivoting.

“When you want to focus on sewing, it is great to have the assistance you need right in front of you!”



There's nothing like table runners with a quilted look!

**Tip:** Find out how to make the quilted table runners at [www.husqvarnaviking.com](http://www.husqvarnaviking.com)



We all made a personalized cup holder, great when drinking hot coffee.

**WIDER AND MORE BEAUTIFUL STITCHES**

Besides hundreds of 7mm stitches, your SAPPHIRE™ 965Q sewing machine also features side-motion sewing, which makes it possible to sew stitches up to 36mm wide. Fantastic for embellishments of any kind.

**SEW YOUR WORDS OF WISDOM**

You can choose from up to five built-in stitch fonts when creating your own words of wisdom. Program the letters into words and combine with other stitches. Save your combinations to a “My Stitches menu”.

**THE INDUSTRY FIRST DIMENSIONAL STITCHES TECHNIQUE (model 965Q)**

The patented Dimensional Stitches technique, only available from HUSQVARNA VIKING®, creates stitches where you add fabric for unique dimensional effects. The machine features 8 Dimensional Stitches with many creative opportunities.



**UNIQUE HUSQVARNA VIKING® FEATURE**

“All of us have contributed in designing and sewing the quilt. The features on the SAPPHIRE™ machines made it so much easier. Even the center appliqué and stippling went smoothly.”



**PERFECT STRAIGHT STITCH**

The Straight Stitch Plate makes your straight stitches better than ever. When attached, a sensor automatically sets the machine to straight stitch mode (model 965Q).



**EASY TO MANAGE LARGE SEWING PROJECTS**

The generous machine design offers plenty of sewing and fabric space. The open area from the side of the machine to the needle measures nearly 10" (250 mm). Perfect for quilts and other large sewing projects! Add extra comfort and increase the sewing area even more by using the optional extension table with guide.


The sewing space is actually enough for a quilt twice as large.

**NEVER LETS THE BOBBIN THREAD RUN OUT**

When the bobbin thread is about to run out, your SAPPHIRE™ sewing machine stops and alerts you.

Great assistance when you need it!

**Tip:** Visit [www.husqvarnaviking.com](http://www.husqvarnaviking.com) to find tips & hints on how to make your own set of cup holders!



A new family heirloom to enjoy for many years!

“Sewing together is a true joy! You can share tips and ideas on how to get the most out of your sewing.

As a bonus, you learn new techniques and how to use optional accessories you didn't even know you needed!”

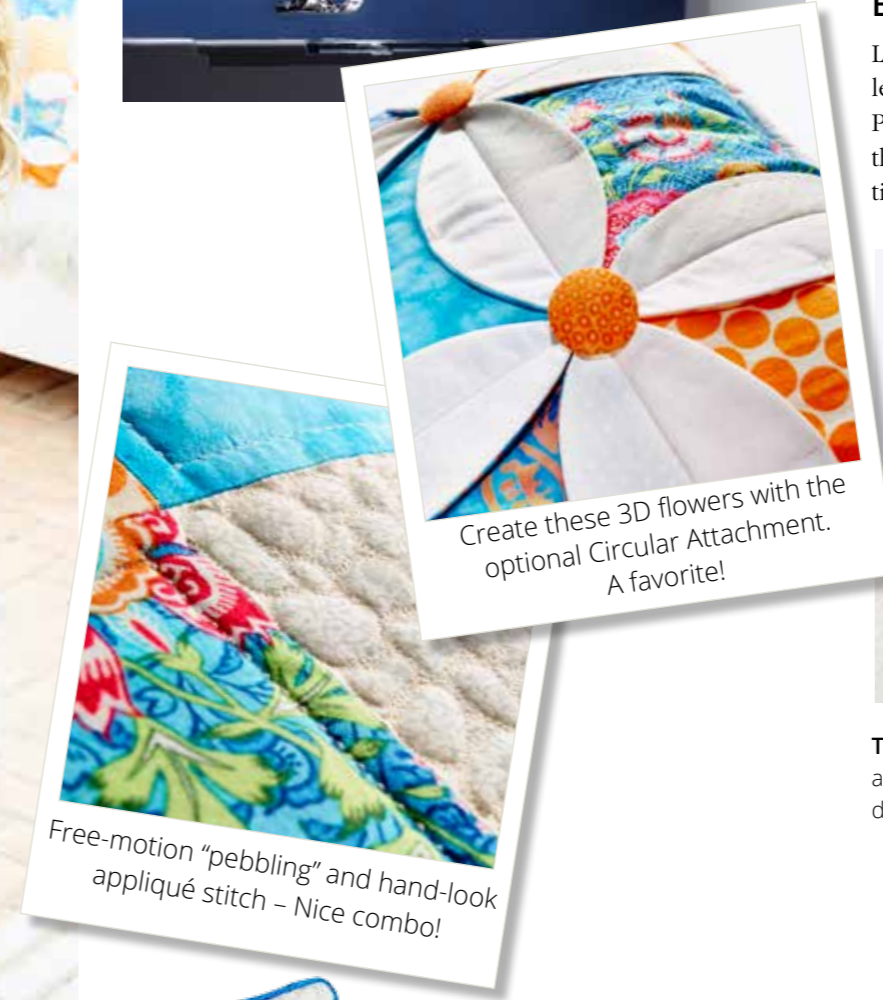


### SEE ANY COLORS AT ANY TIME OF THE DAY!

Clearly seeing your sewing and work surface is vital to your sewing success. Three LED lights placed over the needle area and sewing surface create great light for sewing.

### BUTTONHOLE SUCCESS EVERY TIME

Lining up and making buttonholes can be a big challenge, but not with a SAPPHIRE™ sewing machine! The Perfectly Balanced Buttonhole system sews both sides of the buttonhole in the same direction for balance perfection. There are several buttonhole styles to choose from.



Create these 3D flowers with the optional Circular Attachment. A favorite!

Free-motion “pebbling” and hand-look appliqué stitch – Nice combo!



**Tip:** Finish off your project with details that give a professional and exclusive look. Frame your pillow with unique piping and dress the buttons in matching fabric.

Full sewing instructions on the three wonderful pillows are on [www.husqvarnaviking.com](http://www.husqvarnaviking.com)!



“What an amazing weekend experiencing the joy of sewing with family! There is no better way to say good-bye than sharing a fantastic dinner while planning for our next get-together!”



Create the appliqué on the “super star tee” with the optional Circular Attachment.



### MAKE YOUR MACHINE REALLY SING

Take your creation to new heights with the perfect accessory. The HUSQVARNA VIKING® brand offers a myriad of accessories designed to make your sewing faster, easier and more professional.

At [www.husqvarnaviking.com](http://www.husqvarnaviking.com), you will find them all!



Specially designed stitches together with the optional Yarn Embellishment Foot Set are used to create these 3D embellishments.



Napkin holders in no time!  
Sew decorative ribbons together – done!



Amazing what we have done!  
Now, time to enjoy!

### JOIN THE HUSQVARNA VIKING® FAMILY!

Since 1872, the HUSQVARNA VIKING® brand has been at the forefront of sewing innovation. Our goal has always been to spread the joy of sewing through high-end convenience and time-saving, cutting edge features. We are known worldwide for our quality education, inspiration, and personal service.

Welcome to the HUSQVARNA VIKING® family!

# Sapphire™ | line



Key Features	930	965Q
Display Type	GraphicDisplay	Interactive Color Touch Screen
EXCLUSIVE SENSOR SYSTEM™ Technology	•	•
Exclusive SEWING ADVISOR™ Feature	•	•
Side Motion Sewing		•
Dimensional Appliqué Stitches		•
Straight Stitch Plate with Sensor Technology		•
Automatic Thread Cutter	•	•
Electronic Self Adjusting Thread Tension	•	•
Large Sewing Surface	10" (250mm)	10" (250mm)
Stitch Selection	Hard Key Selection	TouchScreen
Utility & Decorative Stitches	215	341
Buttonhole Styles	7+2 Eyelets+Sew-on Button Program	9+2 Eyelets+Sew-on Button Program
Programmable Stitch Fonts	4	5
All Stitches (including stitches, letters, characters etc)	574	797
My Stitches Menu (Permanent memories)	20 (800 total stitches)	24 (up to 2300 total stitches)
<b>Sewing Features</b>		
Needle Positions	29	29
Snap-On Presser Feet Included	9	12
Quick Help (Instant on screen explanation)		•
Perfectly Balanced Buttonholes (PBB)	•	•
Tapering function	•	•
Pictogram Feature	•	•
Mirror End-to-End / Side-to-side	•	•
Adjust Stitch; Length, Width	•	•
Stitch Width	7mm	7mm
Twin Needle Safety and Stitch Width Safety	•	•
Bobbin Thread Sensor	•	•
FIX Function	•	•
STOP Function	•	•
Needle Stop Up/Down	•	•
Electronic Speed Control	5 Speeds	5 Speeds
Instant and Permanent Reverse	•	•
START/STOP Function ( <i>Sew without foot control</i> )	•	•
Stitch Re-Start	•	•
Stitches on Screen in real size	•	•
<b>Machine Features</b>		
Light System	LED lights x 3	LED lights x 3
Built-In Needle Threader	•	•
Bobbin Winds From The Needle	•	•
Automatic Bobbin Thread Pick Up	•	•
Extended Dual Stitch Plate Guide Lines	1 <sup>5</sup> / <sub>8</sub> " (40mm) on both sides of the needle	1 <sup>5</sup> / <sub>8</sub> " (40mm) on both sides of the needle
Built-In Spool Pins	2	2
Thread Cutters	3	3
Languages	12	12

4710214-26 VIKING, SAPPHIRE, EXCLUSIVE SENSOR SYSTEM, SEWING ADVISOR, KEEPING THE WORLD SEWING and Design, and MADE FOR SEWERS, BY SEWERS are trademarks of Singer Sourcing Limited LLC or its Affiliates. HUSQVARNA and the "crowned H-mark" are trademarks of Husqvarna AB. © Singer Sourcing Limited LLC or its Affiliates. All rights reserved. All statements valid at time of printing. Printed in Germany on environmentally friendly paper.

Experience the SAPPHERE™ sewing machines at your nearest HUSQVARNA VIKING® retailer.

## Rumpled Quilt Skins

Okotoks, AB

403-938-6269

[www.rumpledquiltskins.ca](http://www.rumpledquiltskins.ca)



[www.husqvarnaviking.com](http://www.husqvarnaviking.com)

